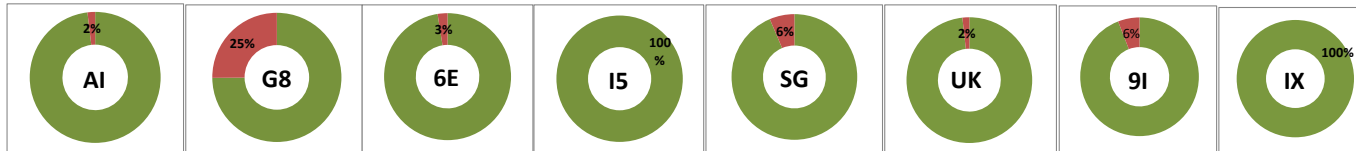


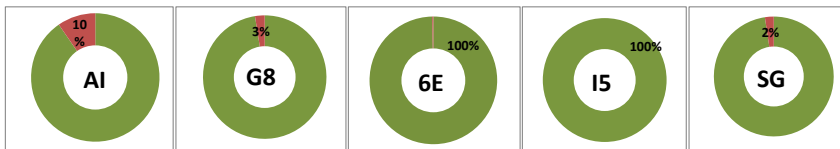
NOVEMBER 2020 DEPARTURES (0300 - 0900)

AIRLINES	TOTAL DEPARTURES	FLIGHTS ON TIME (STD + 15 min)	FLIGHTS DELAYED (STD + MORE THAN 15 Min)	% ON TIME	% DELAYED	NUMBER OF FLIGHTS DELAYED DUE TO										TOTAL DEPARTURE DELAY
						AIRLINES					AIRPORT		WEATHER		ATC	
						PASSENGER & BAGGAGE HANDLING (IATA CODES 11-18)	AIRCRAFT & RAMP HANDLING (IATA CODES 31-39)	TECHNICAL, AUTOMATED EQUIPMENT FAILURE (IATA CODES 41-48)	OPERATIONS, CREW (IATA CODES 61-69)	REACTIONARY REASONS (IATA CODES 91-96)	AIRPORT FACILITIES (IATA CODES 87,89)	IMMIGRATION, CUSTOMS, HEALTH (IATA CODE 86)	DESTINATION AIRPORT BELOW MINIMA (IATA CODE 72)	DEPARTURE AERODROME BELOW MINIMA (IATA CODE 71)	ATFM (IATA CODES 81-84)	
AI	106	104	2	98%	2%	0.00	0.00	2.00	0.00	0.00	0.00	0.00	0.00	0.00	0.00	2
G8	223	167	56	75%	25%	0.00	0.00	0.00	8.00	33.00	0.00	0.00	0.00	0.00	15.00	56
6E	476	464	12	97%	3%	1.00	1.00	0.00	2.00	3.00	0.00	1.00	1.00	0.00	3.00	12
I5	87	87	0	100%	0%	0.00	0.00	0.00	0.00	0.00	0.00	0.00	0.00	0.00	0.00	0
SG	250	234	16	94%	6%	0.00	2.00	6.00	1.00	3.00	2.00	0.00	0.00	0.00	2.00	16
UK	169	166	3	98%	2%	0.00	0.00	0.00	0.00	1.00	0.00	0.00	1.00	0.00	1.00	3
9I	17	16	1	94%	6%	0.00	0.00	0.00	0.00	1.00	0.00	0.00	0.00	0.00	0.00	1
IX	5	5	0	100%	0%	0.00	0.00	0.00	0.00	0.00	0.00	0.00	0.00	0.00	0.00	0
ZT	0	0	0	0%	0%	0.00	0.00	0.00	0.00	0.00	0.00	0.00	0.00	0.00	0.00	0
OG	0	0	0	0%	0%	0.00	0.00	0.00	0.00	0.00	0.00	0.00	0.00	0.00	0.00	0
	1333	1243	90	93%	7%											



NOVEMBER 2020 ARRIVALS (0300 - 0900)

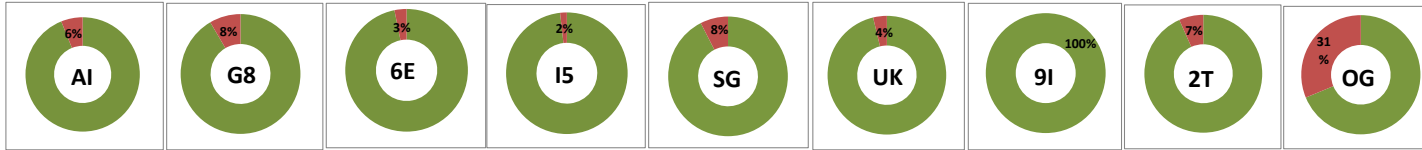
AIRLINES	TOTAL ARRIVALS	FLIGHTS ON TIME (STA + 15 min)	FLIGHTS DELAYED (STA + MORE THAN 15 Min)	% ON TIME	% DELAYED	NUMBER OF FLIGHTS DELAYED DUE TO										
						AIRLINES					AIRPORT		WEATHER		ATC	
						PASSENGER & BAGGAGE HANDLING (IATA CODES 11-18)	AIRCRAFT & RAMP HANDLING (IATA CODES 31-39)	TECHNICAL, AUTOMATED EQUIPMENT FAILURE (IATA CODES 41-48)	OPERATIONS, CREW (IATA CODES 61-69)	REACTIONARY REASONS (IATA CODES 91-96)	AIRPORT FACILITIES (IATA CODES 87,89)	AIRPORT SECURITY (IATA CODE 85)	DESTINATION AIRPORT BELOW MINIMA (IATA CODE 72)	DEPARTURE AERODROME BELOW MINIMA (IATA CODE 71)	ATFM (IATA CODES 81-84)	
AI	52	47	5	90%	10%	-	-	-	-	-	-	-	-	-	-	-
G8	79	77	2	97%	3%	-	-	-	-	-	-	-	-	-	-	-
6E	333	332	1	100%	0%	-	-	-	-	-	-	-	-	-	-	-
I5	47	47	0	100%	0%	-	-	-	-	-	-	-	-	-	-	-
SG	42	41	1	98%	2%	-	-	-	-	-	-	-	-	-	-	-
UK	0	0	0	0%	0%	-	-	-	-	-	-	-	-	-	-	-
9I	0	0	0	0%	0%	-	-	-	-	-	-	-	-	-	-	-
IX	0	0	0	0%	0%	-	-	-	-	-	-	-	-	-	-	-
ZT	0	0	0	0%	0%	-	-	-	-	-	-	-	-	-	-	-
OG	0	0	0	0%	0%	-	-	-	-	-	-	-	-	-	-	-
	553	544	9	98%	2%											



Delay Percentage

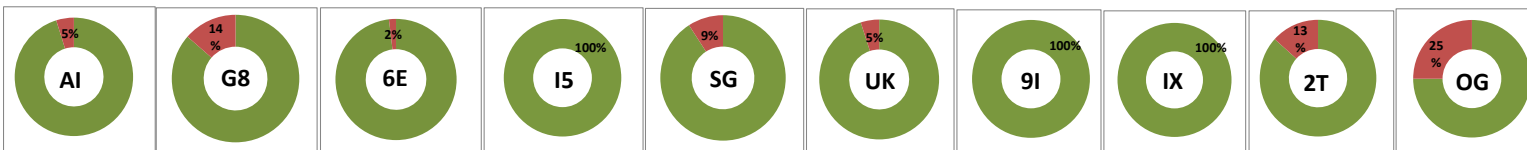
NOVEMBER 2020 DEPARTURES (0900 - 1500)

AIRLINES	TOTAL DEPARTURES	FLIGHTS ON TIME (STD + 15 min)	FLIGHTS DELAYED (STD + MORE THAN 15 Min)	% ON TIME	% DELAYED	NUMBER OF FLIGHTS DELAYED DUE TO										TOTAL DEPARTURE DELAY	
						AIRLINES					AIRPORT		WEATHER		ATC		
						PASSENGER & BAGGAGE HANDLING (IATA CODES 11-18)	AIRCRAFT & RAMP HANDLING (IATA CODES 31-39)	TECHNICAL, AUTOMATED EQUIPMENT FAILURE (IATA CODES 41-48)	OPERATIONS, CREW (IATA CODES 61-69)	REACTIONARY REASONS (IATA CODES 91-96)	AIRPORT FACILITIES (IATA CODES 87,89)	IMMIGRATION, CUSTOMS, HEALTH (IATA CODE 86)	DESTINATION AIRPORT BELOW MINIMA (IATA CODE 72)	DEPARTURE AERODROME BELOW MINIMA (IATA CODE 71)	ATFM (IATA CODES 81-84)		
AI	262	246	16	94%	6%	0.00	2.00	1.00	5.00	5.00	1.00	1.00	0.00	0.00	1.00	1.00	16
G8	166	152	14	92%	8%	0.00	0.00	0.00	3.00	8.00	0.00	0.00	0.00	0.00	0.00	3.00	14
6E	879	851	28	97%	3%	2.00	2.00	0.00	4.00	3.00	4.00	2.00	0.00	0.00	11.00	28	
IS	56	55	1	98%	2%	0.00	0.00	0.00	1.00	0.00	0.00	0.00	0.00	0.00	0.00	1	
SG	332	307	25	92%	8%	4.00	0.00	1.00	3.00	11.00	1.00	0.00	1.00	0.00	4.00	25	
UK	134	129	5	96%	4%	1.00	0.00	0.00	2.00	2.00	0.00	0.00	0.00	0.00	0.00	5	
9I	30	30	0	100%	0%	0.00	0.00	0.00	0.00	0.00	0.00	0.00	0.00	0.00	0.00	0	
IX	0	0	0	0%	0%	0.00	0.00	0.00	0.00	0.00	0.00	0.00	0.00	0.00	0.00	0	
2T	15	14	1	93%	7%	0.00	0.00	0.00	0.00	1.00	0.00	0.00	0.00	0.00	0.00	1	
OG	16	11	5	69%	31%	0.00	0.00	0.00	0.00	4.00	0.00	0.00	0.00	0.00	1.00	5	
	1890	1795	95	95%	5%												



NOVEMBER 2020 ARRIVALS (0900 - 1500)

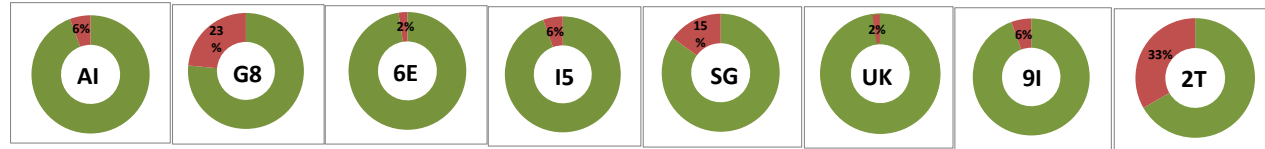
AIRLINES	TOTAL ARRIVALS	FLIGHTS ON TIME (STA + 15 min)	FLIGHTS DELAYED (STA + MORE THAN 15 Min)	% ON TIME	% DELAYED	NUMBER OF FLIGHTS DELAYED DUE TO										
						AIRLINES					AIRPORT		WEATHER		ATC	
						PASSENGER & BAGGAGE HANDLING (IATA CODES 11-18)	AIRCRAFT & RAMP HANDLING (IATA CODES 31-39)	TECHNICAL, AUTOMATED EQUIPMENT FAILURE (IATA CODES 41-48)	OPERATIONS, CREW (IATA CODES 61-69)	REACTIONARY REASONS (IATA CODES 91-96)	AIRPORT FACILITIES (IATA CODES 87,89)	AIRPORT SECURITY (IATA CODE 85)	DESTINATION AIRPORT BELOW MINIMA (IATA CODE 72)	DEPARTURE AERODROME BELOW MINIMA (IATA CODE 71)	ATFM (IATA CODES 81-84)	
AI	145	138	7	95%	5%	-	-	-	-	-	-	-	-	-	-	-
G8	206	178	28	86%	14%	-	-	-	-	-	-	-	-	-	-	-
6E	749	735	14	98%	2%	-	-	-	-	-	-	-	-	-	-	-
IS	95	95	0	100%	0%	-	-	-	-	-	-	-	-	-	-	-
SG	384	349	35	91%	9%	-	-	-	-	-	-	-	-	-	-	-
UK	221	210	11	95%	5%	-	-	-	-	-	-	-	-	-	-	-
9I	17	17	0	100%	0%	-	-	-	-	-	-	-	-	-	-	-
IX	5	5	0	100%	0%	-	-	-	-	-	-	-	-	-	-	-
2T	15	13	2	87%	13%	-	-	-	-	-	-	-	-	-	-	-
OG	16	12	4	75%	25%	-	-	-	-	-	-	-	-	-	-	-
	1853	1752	101	95%	5%											



Delay Percentage

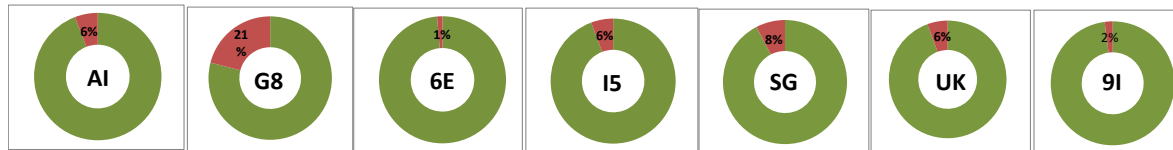
NOVEMBER 2020 DEPARTURES (1500 - 2300)

AIRLINES	TOTAL DEPARTURES	FLIGHTS ON TIME (STD + 15 min)	FLIGHTS DELAYED (STD + MORE THAN 15 Min)	% ON TIME	% DELAYED	NUMBER OF FLIGHTS DELAYED DUE TO										TOTAL DEPARTURE DELAY
						AIRLINES					AIRPORT		WEATHER		ATC	
						PASSENGER & BAGGAGE HANDLING (IATA CODES 11-18)	AIRCRAFT & RAMP HANDLING (IATA CODES 31-39)	TECHNICAL, AUTOMATED EQUIPMENT FAILURE (IATA CODES 41-48)	OPERATIONS, CREW (IATA CODES 61-69)	REACTIONARY REASONS (IATA CODES 91-96)	AIRPORT FACILITIES (IATA CODES 87,89)	IMMIGRATION, CUSTOMS, HEALTH (IATA CODE 86)	DESTINATION AIRPORT BELOW MINIMA (IATA CODE 72)	DEPARTURE AERODROME BELOW MINIMA (IATA CODE 71)	ATFM (IATA CODES 81-84)	
AI	158	149	9	94%	6%	0.00	1.00	1.00	3.00	4.00	0.00	0.00	0.00	0.00	0.00	9
G8	281	215	66	77%	23%	0.00	0.00	0.00	19.00	27.00	0.00	0.00	0.00	0.00	20.00	66
6E	776	757	19	98%	2%	3.00	1.00	2.00	2.00	7.00	1.00	0.00	0.00	0.00	3.00	19
IS	109	103	6	94%	6%	0.00	0.00	0.00	3.00	3.00	0.00	0.00	0.00	0.00	0.00	6
SG	353	300	53	85%	15%	7.00	1.00	3.00	2.00	25.00	3.00	0.00	0.00	12.00	53	
UK	221	216	5	98%	2%	0.00	0.00	0.00	2.00	2.00	0.00	0.00	0.00	1.00	5	
9I	18	17	1	94%	6%	0.00	0.00	0.00	0.00	1.00	0.00	0.00	0.00	0.00	1	
IX	0	0	0	0%	0%	0.00	0.00	0.00	0.00	0.00	0.00	0.00	0.00	0.00	0	
2T	9	6	3	67%	33%	0.00	0.00	0.00	1.00	2.00	0.00	0.00	0.00	0.00	3	
OG	0	0	0	0%	0%	0.00	0.00	0.00	0.00	0.00	0.00	0.00	0.00	0.00	0	
	1925	1763	162	92%	8%											



NOVEMBER 2020 ARRIVALS (1500 - 2300)

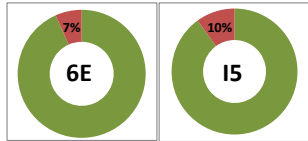
AIRLINES	TOTAL ARRIVALS	FLIGHTS ON TIME (STA + 15 min)	FLIGHTS DELAYED (STA + MORE THAN 15 Min)	% ON TIME	% DELAYED	NUMBER OF FLIGHTS DELAYED DUE TO									
						AIRLINES					AIRPORT		WEATHER		ATC
						PASSENGER & BAGGAGE HANDLING (IATA CODES 11-18)	AIRCRAFT & RAMP HANDLING (IATA CODES 31-39)	TECHNICAL, AUTOMATED EQUIPMENT FAILURE (IATA CODES 41-48)	OPERATIONS, CREW (IATA CODES 61-69)	REACTIONARY REASONS (IATA CODES 91-96)	AIRPORT FACILITIES (IATA CODES 87,89)	AIRPORT SECURITY (IATA CODE 85)	DESTINATION AIRPORT BELOW MINIMA (IATA CODE 72)	DEPARTURE AERODROME BELOW MINIMA (IATA CODE 71)	ATFM (IATA CODES 81-84)
AI	326	307	19	94%	6%	-	-	-	-	-	-	-	-	-	-
G8	334	264	70	79%	21%	-	-	-	-	-	-	-	-	-	-
6E	1021	1007	14	99%	1%	-	-	-	-	-	-	-	-	-	-
IS	140	132	8	94%	6%	-	-	-	-	-	-	-	-	-	-
SG	409	378	31	92%	8%	-	-	-	-	-	-	-	-	-	-
UK	304	287	17	94%	6%	-	-	-	-	-	-	-	-	-	-
9I	48	47	1	98%	2%	-	-	-	-	-	-	-	-	-	-
IX	0	0	0	0%	0%	-	-	-	-	-	-	-	-	-	-
2T	9	8	1	89%	11%	-	-	-	-	-	-	-	-	-	-
OG	0	0	0	0%	0%	-	-	-	-	-	-	-	-	-	-
	2591	2430	161	94%	6%										



Delay Percentage

NOVEMBER 2020 DEPARTURES (2300 - 0300)

AIRLINES	TOTAL DEPARTURES	FLIGHTS ON TIME (STD + 15 min)	FLIGHTS DELAYED (STD + MORE THAN 15 Min)	% ON TIME	% DELAYED	NUMBER OF FLIGHTS DELAYED DUE TO										TOTAL DEPARTURE DELAY
						AIRLINES					AIRPORT		WEATHER		ATC	
						PASSENGER & BAGGAGE HANDLING (IATA CODES 11-18)	AIRCRAFT & RAMP HANDLING (IATA CODES 31-39)	TECHNICAL, AUTOMATED EQUIPMENT FAILURE (IATA CODES 41-48)	OPERATIONS, CREW (IATA CODES 61-69)	REACTIONARY REASONS (IATA CODES 91-96)	AIRPORT FACILITIES (IATA CODES 87,89)	IMMIGRATION, CUSTOMS, HEALTH (IATA CODE 86)	DESTINATION AIRPORT BELOW MINIMA (IATA CODE 72)	DEPARTURE AERODROME BELOW MINIMA (IATA CODE 71)	ATFM (IATA CODES 81-84)	
AI	0	0	0	0%	0%	0	0	0	0	0	0	0	0	0	0	0
G8	0	0	0	0%	0%	0	0	0	0	0	0	0	0	0	0	0
6E	15	14	1	93%	7%	0	0	0	1	0	0	0	0	0	0	1
I5	30	27	3	90%	10%	0	0	0	1	2	0	0	0	0	0	3
SG	0	0	0	0%	0%	0	0	0	0	0	0	0	0	0	0	0
UK	0	0	0	0%	0%	0	0	0	0	0	0	0	0	0	0	0
9I	0	0	0	0%	0%	0	0	0	0	0	0	0	0	0	0	0
IX	0	0	0	0%	0%	0	0	0	0	0	0	0	0	0	0	0
ZT	0	0	0	0%	0%	0	0	0	0	0	0	0	0	0	0	0
OG	0	0	0	0%	0%	0	0	0	0	0	0	0	0	0	0	0
TOTAL	45	41	4	91%	9%											



NOVEMBER 2020 ARRIVALS (2300 - 0300)

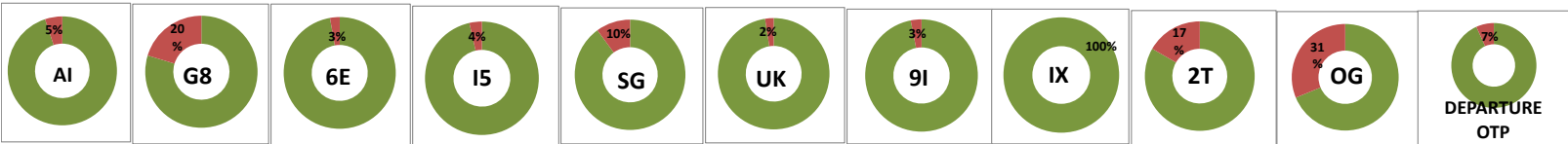
AIRLINES	TOTAL ARRIVALS	FLIGHTS ON TIME (STA + 15 min)	FLIGHTS DELAYED (STA + MORE THAN 15 Min)	% ON TIME	% DELAYED	NUMBER OF FLIGHTS DELAYED DUE TO										
						AIRLINES					AIRPORT		WEATHER		ATC	
						PASSENGER & BAGGAGE HANDLING (IATA CODES 11-18)	AIRCRAFT & RAMP HANDLING (IATA CODES 31-39)	TECHNICAL, AUTOMATED EQUIPMENT FAILURE (IATA CODES 41-48)	OPERATIONS, CREW (IATA CODES 61-69)	REACTIONARY REASONS (IATA CODES 91-96)	AIRPORT FACILITIES (IATA CODES 87,89)	AIRPORT SECURITY (IATA CODE 85)	DESTINATION AIRPORT BELOW MINIMA (IATA CODE 72)	DEPARTURE AERODROME BELOW MINIMA (IATA CODE 71)	ATFM (IATA CODES 81-84)	
AI	2	2	0	100%	0%	-	-	-	-	-	-	-	-	-	-	-
G8	70	46	24	66%	34%	-	-	-	-	-	-	-	-	-	-	-
6E	41	40	1	98%	2%	-	-	-	-	-	-	-	-	-	-	-
I5	0	0	0	0%	0%	-	-	-	-	-	-	-	-	-	-	-
SG	93	72	21	77%	23%	-	-	-	-	-	-	-	-	-	-	-
UK	0	0	0	0%	0%	-	-	-	-	-	-	-	-	-	-	-
9I	0	0	0	0%	0%	-	-	-	-	-	-	-	-	-	-	-
IX	0	0	0	0%	0%	-	-	-	-	-	-	-	-	-	-	-
ZT	0	0	0	0%	0%	-	-	-	-	-	-	-	-	-	-	-
OG	0	0	0	0%	0%	-	-	-	-	-	-	-	-	-	-	-
TOTAL	206	160	46	78%	22%											



Delay Percentage

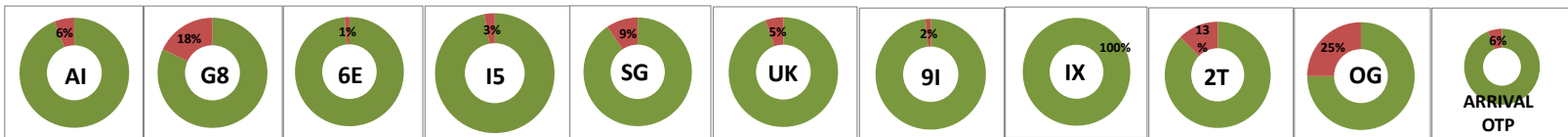
NOVEMBER 2020 DEPARTURES

AIRLINES	TOTAL DEPARTURES	FLIGHTS ON TIME (STD + 15 min)	FLIGHTS DELAYED (STD + MORE THAN 15 Min)	% ON TIME	% DELAYED	NUMBER OF FLIGHTS DELAYED DUE TO										TOTAL DEPARTURE DELAY
						AIRLINES					AIRPORT		WEATHER		ATC	
						PASSENGER & BAGGAGE HANDLING (IATA CODES 11-18)	AIRCRAFT & RAMP HANDLING (IATA CODES 31-39)	TECHNICAL AUTOMATED EQUIPMENT FAILURE (IATA CODES 41-48)	OPERATIONS, CREW (IATA CODES 61-69)	REACTIONARY REASONS (IATA CODES 91-96)	AIRPORT FACILITIES (IATA CODES 87,89)	IMMIGRATION, CUSTOMS, HEALTH (IATA CODE 86)	DESTINATION AIRPORT BELOW MINIMA (IATA CODE 72)	DEPARTURE AERODROME BELOW MINIMA (IATA CODE 71)	ATFM (IATA CODES 81-84)	
AI	526	499	27	95%	5%	0.00	3.00	4.00	8.00	9.00	1.00	1.00	0.00	0.00	1.00	27
G8	670	534	136	80%	20%	0.00	0.00	0.00	30.00	68.00	0.00	0.00	0.00	0.00	38.00	136
6E	2146	2086	60	97%	3%	6.00	4.00	2.00	9.00	13.00	5.00	3.00	1.00	0.00	17.00	60
IS	282	272	10	96%	4%	0.00	0.00	0.00	5.00	5.00	0.00	0.00	0.00	0.00	0.00	10
SG	935	841	94	90%	10%	11.00	3.00	10.00	6.00	39.00	6.00	0.00	1.00	0.00	18.00	94
UK	524	511	13	98%	2%	1.00	0.00	0.00	4.00	5.00	0.00	0.00	1.00	0.00	2.00	13
9I	65	63	2	97%	3%	0.00	0.00	0.00	0.00	2.00	0.00	0.00	0.00	0.00	0.00	2
IX	5	5	0	100%	0%	0.00	0.00	0.00	0.00	0.00	0.00	0.00	0.00	0.00	0.00	0
2T	24	20	4	83%	17%	0.00	0.00	0.00	1.00	3.00	0.00	0.00	0.00	0.00	0.00	4
OG	16	11	5	69%	31%	0.00	0.00	0.00	0.00	4.00	0.00	0.00	0.00	0.00	1.00	5
	5193	4842	351	93%	7%											



NOVEMBER 2020 ARRIVALS

AIRLINES	TOTAL ARRIVALS	FLIGHTS ON TIME (STA + 15 min)	FLIGHTS DELAYED (STA + MORE THAN 15 Min)	% ON TIME	% DELAYED	NUMBER OF FLIGHTS DELAYED DUE TO										
						AIRLINES					AIRPORT		WEATHER		ATC	
						PASSENGER & BAGGAGE HANDLING (IATA CODES 11-18)	AIRCRAFT & RAMP HANDLING (IATA CODES 31-39)	TECHNICAL AUTOMATED EQUIPMENT FAILURE (IATA CODES 41-48)	OPERATIONS, CREW (IATA CODES 61-69)	REACTIONARY REASONS (IATA CODES 91-96)	AIRPORT FACILITIES (IATA CODES 87,89)	IMMIGRATION, CUSTOMS, HEALTH (IATA CODE 86)	DESTINATION AIRPORT BELOW MINIMA (IATA CODE 72)	DEPARTURE AERODROME BELOW MINIMA (IATA CODE 71)	ATFM (IATA CODES 81-84)	
AI	525	494	31	94%	6%	-	-	-	-	-	-	-	-	-	-	-
G8	689	565	124	82%	18%	-	-	-	-	-	-	-	-	-	-	-
6E	2144	2114	30	99%	1%	-	-	-	-	-	-	-	-	-	-	-
IS	282	274	8	97%	3%	-	-	-	-	-	-	-	-	-	-	-
SG	928	840	88	91%	9%	-	-	-	-	-	-	-	-	-	-	-
UK	525	497	28	95%	5%	-	-	-	-	-	-	-	-	-	-	-
9I	65	64	1	98%	2%	-	-	-	-	-	-	-	-	-	-	-
IX	5	5	0	100%	0%	-	-	-	-	-	-	-	-	-	-	-
2T	24	21	3	88%	13%	-	-	-	-	-	-	-	-	-	-	-
OG	16	12	4	75%	25%	-	-	-	-	-	-	-	-	-	-	-
	5203	4886	317	94%	6%											



Delay Percentage